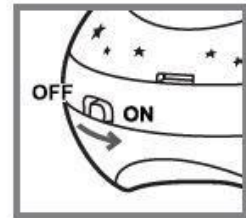




Play Mode

(Apply to all stages)

1. Switch "ON";
2. Select the following modes :

(The product will go to Power Saving mode if "Wake Up mode" or "Sleeping mode" isn't selected within 1 minute.)



| Mode selection | |
|--|--|
|  Wake Up mode <ul style="list-style-type: none">● 0-3 min : night lamp "ON" only;● 4-15 min : music and night lamp "ON";● 16-20 min : music, night lamp, projector and motor "ON";● Power saving mode. |  Sleeping mode <ul style="list-style-type: none">● 0-10 min : motor, music, projector and night lamp "ON";● 11-20 min : night lamp "ON" only, others "OFF";● Power saving mode. |

Features



Music or Nature sound selection

Includes 6 melodies and 4 natural sounds.

Press button to play next song /sound in the list.

You will hear "beep" sound if you do not select either of the above modes.



Volume control

Select volume level (6 levels including MUTE)

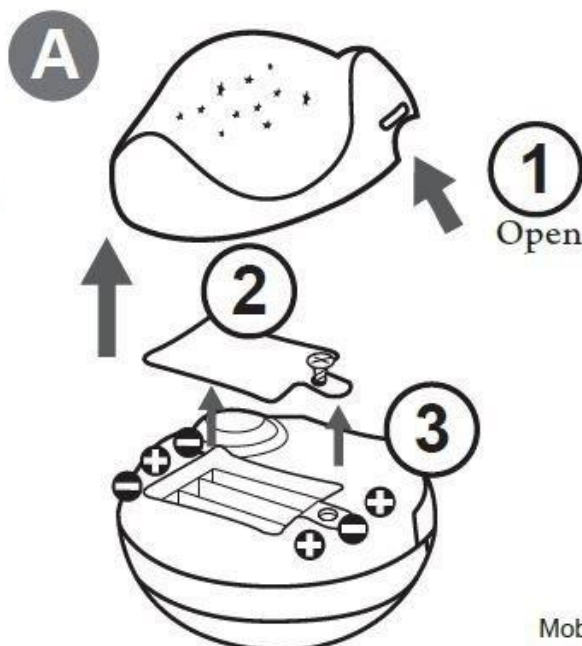
Battery Replacement

Product Contents :

A

Step :

① + ② + ③



Mobile requires
3 x AAA batteries (LR03 Alkaline) 4.5V
Not Included

Installation

Stage 1 - (0-5m) Musical Mobile

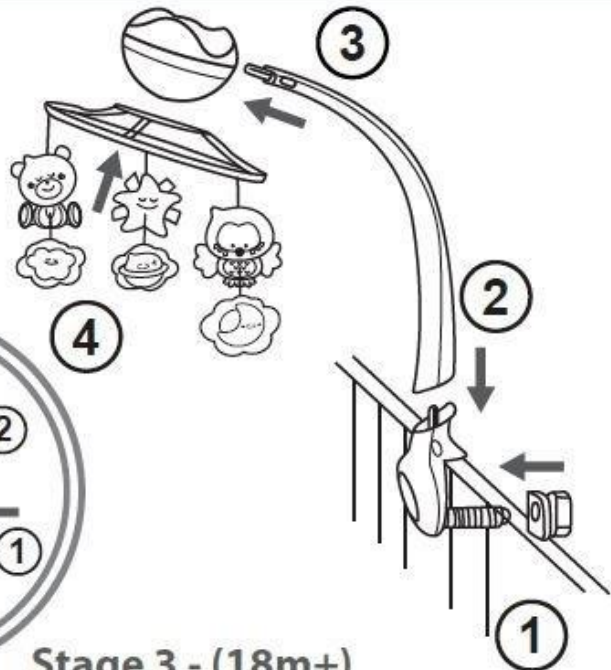
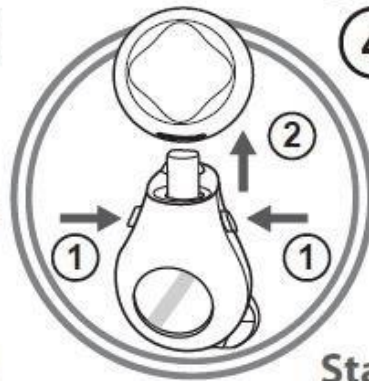
Product Contents:

A + B + C + D + E + F

Step:

1 + 2 + 3 + 4

Un-install



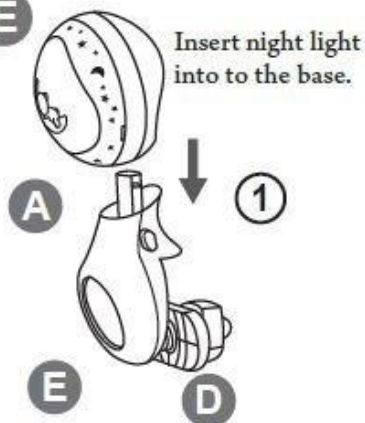
Stage 2 - (6-18m) Crib night light & projector

Product Contents:

A + D + E

Step:

1



Stage 3 - (18m+) Table top light & projector

Product Contents:

A

Step:

1

